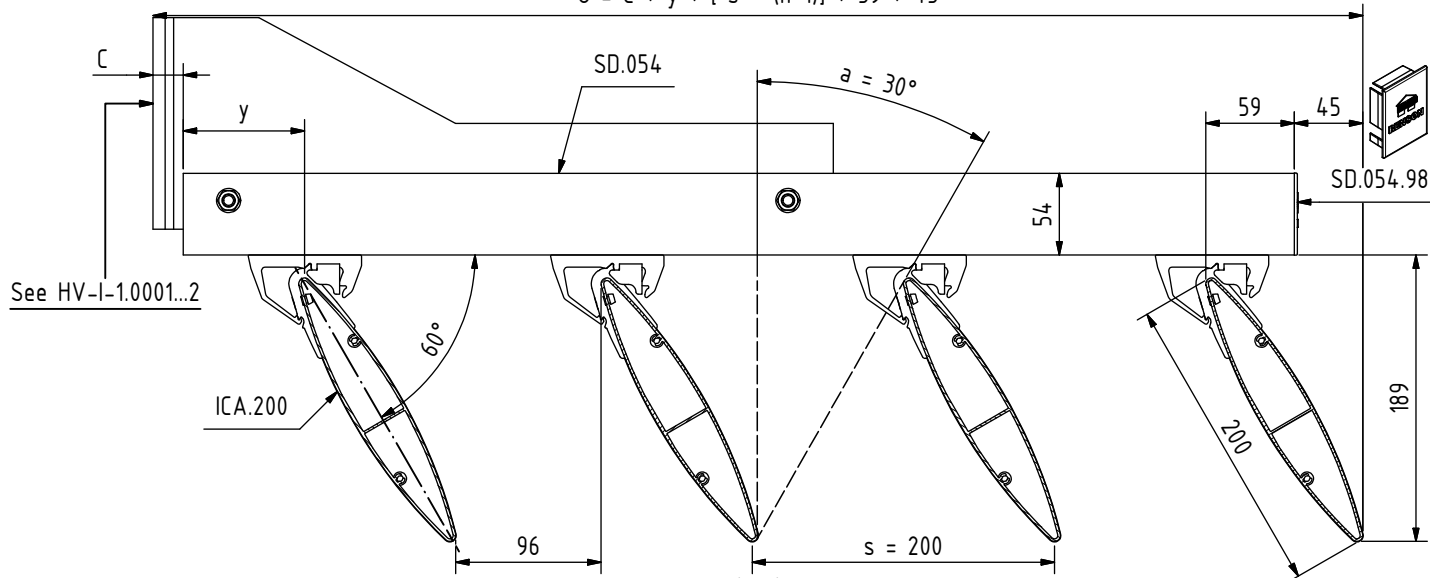
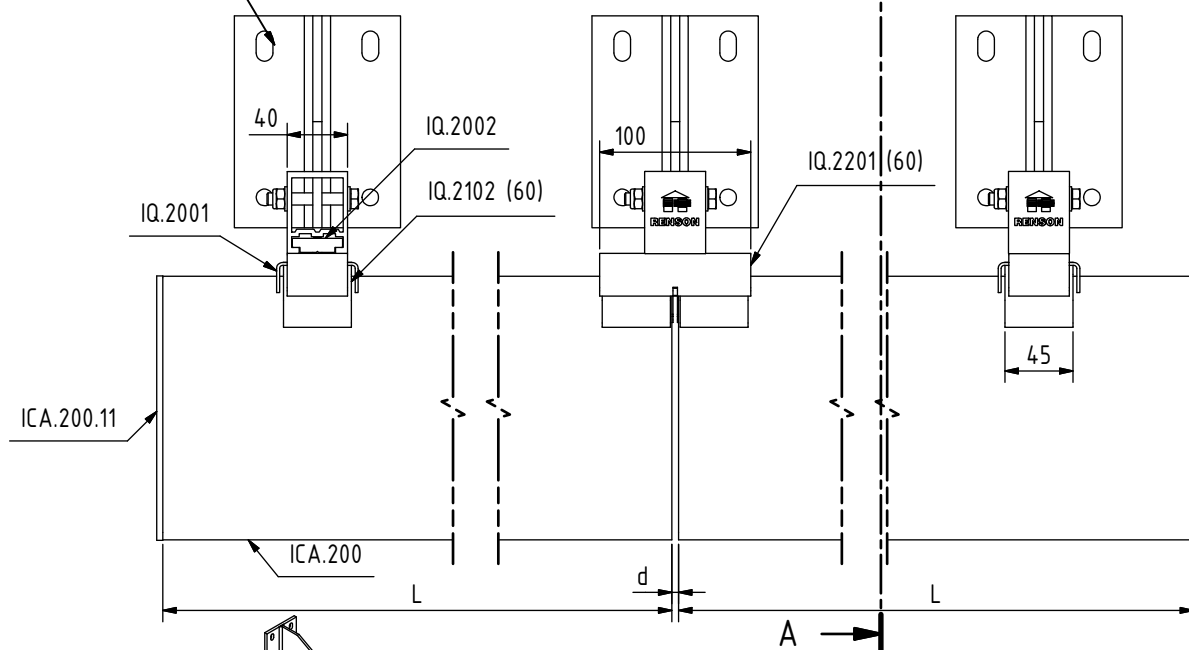


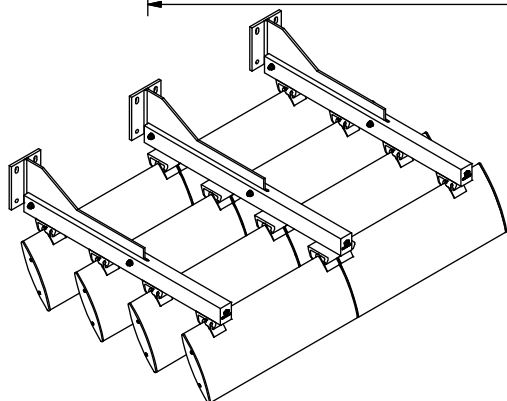
$$U = C + y + [s * (n-1)] + 59 + 45$$



See HV-I-1.0001...2



FRONT VIEW



KEY REFERENCE

- L: Length of blade [mm]
- d: Expansion joint [mm]
= 0,001 x L
- s: Step of blade [mm]
- a: Min. sun entrance angle [°]
- U: Projection [mm]
- y: ≥ 80 mm
- n: Number of blades
- C: Projection knife [mm]

Maximal dimensions to be discussed with R&D Dept. of NV Renson Projects.



NV RENSON Projects
Maalbeekstraat 6
8790 Waregem
Belgium
Tel.: +32 (0)56 62 71 07
Fax: +32 (0)56 62 71 47
www.renson.eu

HORIZONTAL FIXED

TYPE: ICARUS

SUBTYPE: QUICKFIX

DESCRIPTION: ICA.200 (45°) + SD.054 ON BLADE

PRODUCT SHEET

SHEET N°

HV-I-1.0325

ISSUE

V.02

Scale:
1/5

Orig. format:
A4

All rights reserved to NV RENSON PROJECTS. This drawing shall not be copied nor showed to third parties without written permission of NV RENSON PROJECTS.

R:\CAD\191_ProductFiches\HV\HV\HV_I_1_0325-EN.idw